

# Table of Contents


	Foreword	vii
<b>Chapter 1:</b>	Introduction: Development in Homeopathy	1
<b>Chapter 2:</b>	The Seven Levels of Experience	7
<b>Chapter 3:</b>	Evolution Mapping	25
<b>Chapter 4:</b>	Case Taking	57
<b>Chapter 5:</b>	Subclass : Pre-separation	83

## *Dicots*

<b>Chapter 6:</b>	Subclass 2: Not Here, Not There	117
<b>Chapter 7:</b>	Subclass 3: The Struggle for Individuality; Separation vs Being Engulfed	137
<b>Chapter 8:</b>	Subclass 4: Maturity and Nurturing	151
<b>Chapter 9:</b>	Subclass 5: Encounter with the Other	187
<b>Chapter 10:</b>	Subclass 6: Me versus the Group	231

## *Monocots*

<b>Chapter 11:</b>	Monocotyledons	279
<b>Chapter 12:</b>	Logging off	329
	Personal Notes	333
	Sources	338
	List of illustrations	339
	List of tables	340
	Index	341



# Foreword

I am delighted to write this foreword, not only because Annette Sneevliet has been my friend and a colleague for several years, but also because I believe deeply in the educative value that she has added to this book. I believe that students and teachers at every level and stage of their career can enrich and strengthen their skills in Homeopathy by studying her experiences in treating plant cases over several decades.

Annette is firstly a keen student of Homeopathy, who has learnt this beautiful science from various masters. She is in my opinion one of the best practitioners of Sensation Method today. She has an innate art to bring every patient coming to her to this deep sensation level of experience. This itself speaks volumes about her. She is centered in herself and has immense patience while taking the patient deep in their inward journey. The whole process of case taking is to her like assisting a woman during her birth process. We need patience and we cannot push the labour process forward. We must be a patient facilitator in this whole process.

Another aspect of her nature that definitely needs to be mentioned is her keenness to learn new things and her open mindedness to newer ideas in homeopathy. I remember when I first introduced my Personal Evolution Model (PEM) to her. During all the arguments that we had, I could see her openness to see what I was trying to tell her. Today she practices PEM with full conviction. Many of my students find her explanation of this system easier than I do. She has an art of making things seem simple. She helps the students understand the patient and their expressions at all levels. Through her cases she illustrates how the same inner programme is expressed at the human and the sensation level. She illustrates how the sensation can be understood from the evolutionary perspective very well.

This book brings some fundamental insights into why we humans enjoy certain proficiencies and experience some difficulties in our daily lives. It confirms that individuation is a process of evolution in the journey from the womb to tomb. This is what makes us unique individuals. This individuation can be perceived in cases at all levels by seeing and recognising the individual's personal level of development.

I have gone through this book and I look forward to reading it again. Her detailed explanation of every case is a wonderful way of learning homeopathy. She has poured into it all her experiences that she has gathered treating her patients over several decades. It is an excellent guide to help

homeopaths arrive at a simillimum in plant cases. Her approach is simple, clear, precise and holistic. Her prescriptions are grounded, and she does not get carried away by ideas. Her cases make it evident that our old, time-tested tools should always validate the prescription; they are the guidelines so that we don't go astray while taking a case. This integrative framework can be an effective tool to aid our understanding in cases that we are not able to solve.


My best wishes to her and I hope to see more similar works from her in future.

*Much love*

*Dr Mahesh Gandhi*

DR MAHESH GANDHI:

My best wishes to her and I hope to see more similar works from her in future.



# The Seven Levels

## OF EXPERIENCE

'The Seven Levels of Experience' is a working model which helps to classify what our patient tells us. This makes for a more orderly assessment of the patient's information. In this way the search strategy we can use to find the simillimum will be clearer. We can also use these levels to evaluate the result of our treatment.

*Level* | SYMPTOM

1	SYMPTOM
2	MODALITY
3	EMOTION
4	DELUSION, CONSCIOUS AND UNCONSCIOUS MIND
5	SENSATION LEVEL the level at which the remedy itself 'speaks'
6	ENERGY OF THE SUBSTANCE
7	SILENCE, INFINITE LOVE, EMPTINESS

Table 1: Symptoms at the Seven Levels of Experience

**Level 1 up to and including Level 4** are the levels of the patient in need of a homeopathic remedy. It is the human story of a person with their complaints and mental/emotional state.

**Levels 5 and 6** are the levels where not the person, but the homeopathic remedy itself speaks to us.

**Level 7:** This is the level at which we as homeopaths need to be when we see a patient. We need to be a blank field during case taking to make space for our patients to experience their state.

Every patient will give us information in their own way, one person more on one level and another on another level. Classifying the information into the different levels provides us with a guideline on methods and search strategies to find a simillimum.

When we have information on **Levels 1 to 4**, the human level, we can use our materia medica, repertory and information about remedies from homeopaths such as:

- George Vithoulkas
- Alfons Geukens
- Ananda Zaren
- Jan Scholten
- Massimo Mangialavori
- Michal Yakir

In relation to **Levels 5 and 6**, where the remedy itself speaks, we can consult sensation information from Sankaran and colleagues.

Evolution Mapping includes all levels. In the next chapter I will explain Evolution Mapping in detail.

The depth of healing can be evaluated by looking at the effect of the treatment on the different levels. True healing affects **Levels 1 to 6**; then the whole energy changes.

Our goal in homeopathic practice is not only the disappearance of symptoms, but to facilitate a total revolution in the patient's life.

## A CHANGE ON ALL LEVELS

---

Homeopathy can bring about total revolution in one's life.

I believe that various remedies can bring improvement on certain levels, for instance remedies that improve Level 1 and 2, the symptoms. There will be remedies that improve our mental and emotional state of mind.

Some colleagues say that we move from one remedy to the next. But what I have seen in practice is that there is one complete simillimum that fits all levels, and this remedy does not change over the years. I have cases where such a remedy still works after 20 to 30 years. The problem is that we often do not find this remedy; we deal with a lack of knowledge or a lack of search strategies to find the ultimate solution for our patient.

We have usually found the simillimum at **Levels 1 to 4** in the past. We matched the human story of our patient with the materia medica of a remedy. The symptoms, the modalities and the mental/emotional state of our patient were repertorised and hierarchised. The human themes and symptoms had to match the remedy.

Rajan Sankaran discovered that there is a level where the remedy itself speaks to us, rather than the human - at sensation level.

This does not mean that when our patient says, "I am a red flower", we give a red flower as the remedy, or "I feel like a lion" and prescribe *Lac leoninum*! Such statements are human fantasies, Level 4.

So what is sensation level? Sankaran first discovered sensation level in plant cases.

His three books on plant sensations, *An Insight Into Plants*, Volumes 1 to 3, were a breakthrough for me to understand sensation level.

When he studied plant families in the Complete Repertory, he noticed that remedies belonging to the same family had similar 'little words'.

For instance, remedies from the family of the Anacardiaceae use little words like:

∞ *Cramp*  
∞ *Stiff*  
∞ *Caught*  
∞ *Tight*  
∞ *Pressed*

∞ *Tension*  
∞ *Stuck*  
∞ *Motion*  
∞ *Exertion*

We see these words coming up when we search in the Complete Repertory, not only in *Rhus toxicodendron* or *Anacardium* but also with less-prescribed remedies like *Mangifera*, *Comocladia* and *Rhus venenata*.

Sankaran called these little words Non Human Specific words (NHS).

These are the little words that are unconnected to the story. They are the words that do not say anything about human emotions or the human story. When our patient repetitively uses such a little word during the consultation, together with a repeated hand gesture, then our patient reveals sensation level. This is where the remedy itself 'speaks'.

A movement of the hands only becomes important when this movement comes together with such a little word. This hand gesture and little word have to recur in all areas of the case. Such distinctive hand gestures expressing the remedy sensation are labelled 'HG' here. Other everyday gestures are marked simply as 'G'.

Interestingly, science has discovered that our connective tissue has a very accurate imprint and reacts faster than our brain. Our body 'speaks' the language of the remedy. Every cell contains the information of the remedy. Every hand gesture is an expression of the 'language' of the simillimum.

When the hands and these little words come together, we can hear the language of the remedy. At this stage, Levels 5 to 6, it is possible to define the kingdom.

In animal cases these little words will be connected with survival and victim/aggressor signs. A bird will say that someone 'imprisoned, caged ( HG ) me', they want to be 'free' ( HG ). There is a third party: someone is doing it to you on Levels 5 to 6 in animal cases. We see a three-dimensional language at sensation level from the experience of animal survival.

In plant cases, an Anacardiaceae patient, for instance, will say 'caught, caged' ( HG ) with an opposite motion, 'free' (HG), and there is no third party at that level. We see a two-dimensional language at sensation level with sensitivity and reactivity, expressed through two opposites.

A mineral case will talk about structure : the individual focuses on what they miss, what they need, and they express fewer hand gestures and consistent little words. This is one-dimensional language.

At the human level, Levels 1 to 4, we can make many mistakes in defining the kingdom. At sensation level, where the remedy itself speaks, we are sure about where to search for our remedy.

The fact that the remedy itself speaks through these hand gestures and little words was always there in every case, but we did not notice it in the past.

Let me share an experience from my practice:

This is a case of a 42-year-old woman where I can see now, twenty years later, how sensation level always was there.

Her complaint was severe depression since her husband fell in love with someone else and betrayed her.

Some important quotes from the first interview:

- “I don’t know who I am.”
- “I feel beside myself, one part looks at the other part.”
- “I am afraid I will become insane.”
- “I feel worthless, I think people will see how bad I am.”
- “The only thing that helps me is my work.”
- “I have a lump in my throat.”
- “When someone is hurt, I feel hurt.”

At that time I gave her *Thuja*, *Natrium muriaticum*, *Ignatia*, *Alumina* and many other remedies, based on her symptoms and her story. She did not improve at all and even got worse. In the years I treated her, she developed extreme urticaria all over her body, but she kept coming to my practice. Then, after five years, she gave me a clue on Level 4, delusion level.

She told me how superstitious she was, always thinking about good and bad vibes, good and bad energies, light and dark. In her house she knew all the directions where her friends and parents lived. She was always aware of their location. When she stuck out her tongue, she believed something bad would happen to her loved ones when she did this in their direction, and then she would be guilty of their misfortune. When she had to pass wind, she pointed her bottom toward the people she disliked! She had to count all the time, to avoid feeling guilty that something bad would happen. She never expressed this before because she was afraid I would think she was crazy.

This information on the human level, Levels 1 to 4, helped me to find her remedy:

- Fear of insanity
- Superstitious
- Urticaria
- Lump in the throat
- Sympathetic

### WHEN WE REPERTORISE WE SEE:

	Arg-n.	Med.	Caustr.	Nux-v.	Calc.	Carc.	Puls.	Manc.	Stram.	Phos.	Bell.	Lach.	Ars.
<b>Total</b>	15	14	14	15	14	13	16	11	12	15	11	11	11
<b>Rubrics</b>	5	5	5	5	5	5	4	5	5	4	5	5	5
<b>Kingdoms</b>	Blue	Brown	Blue	Green	Blue	Red	Green	Green	Green	Blue	Green	Red	Blue
mind; fear; insanity, of losing his reason (130)	Light Blue	Purple	Light Blue	Purple	Black	Light Blue	Black	Black	Purple	Purple	Light Blue	Light Blue	Purple
mind; superstitious (41)	Black	Purple	Light Blue	Light Blue	Light Blue	Light Blue	White	Light Blue	Light Blue	White	Light Blue	Light Blue	Light Blue
skin; eruptions (1113)	Black	Black	Black	Black	Black	Black	Black	Black	Black	Black	Black	Black	Black
throat; lump sensation (287)	Purple	Light Blue	Black	Black	Black	Purple	Black	Light Blue	Purple	Black	Black	Black	Blue
mind; sympathetic, compassionate, too (160)	Purple	Purple	Black	Purple	Light Blue	Black	Black	Light Blue	Light Blue	Black	Light Blue	Light Blue	Light Blue



We see *Mancinella* come up: this remedy cured all her symptoms.

She felt happy, her self-esteem increased dramatically and her urticaria disappeared. Even her superstition went away.

As we know, *Mancinella* is a remedy that belongs to the Euphorbiaceae family.

When now looking at the first interview in 1992, I hear all the little words we know from the Euphorbiaceae.

- › “I feel ‘tight’ in the situation with my ex-husband.”
- › “My whole body feels ‘bound’.”
- › “I feel ‘a rope around me’.”

And the opposite in the Euphorbiaceae:

- › “I want to be ‘free’.”
- › “Unbound”

I did not notice these words at that time because they did not add information to her story; I did not know how to use them for prescribing. I did not notice the hand gestures that accompanied these NHS words; I did even not pay attention to her hand gestures.

When such a patient comes now, it is much easier to find the remedy *Mancinella*. I would be much more sure about the prescription because of the help of the hand gestures and the little words.

All Euphorbiaceae have the same sensation: *Cascarilla*, *Euphorbium*, *Stillingia*, *Hura*, *Croton tiglium* share the same little words and hand gestures.

By becoming familiar with the sensation of this plant family, I have been able to prescribe these remedies with excellent results to patients for whom I could not find a solution in the past.

When there is a clear sensation, I consider the language of the substance itself as the most important. This has to fit the prescription.

When we look at the levels again, we can understand their importance:



### Level 1:

The symptom is the least differentiated. There are many possible remedies.

### Level 2:

The modalities will help to give preference to specific remedies.

### Level 3:

Our patient's emotional state provides the possibility to make a deeper choice of remedy.

### Level 4:

Delusion level will give us even more understanding of where to find a remedy. Knowing our patient's concepts and beliefs provides a better understanding and a deeper grasp of who we are dealing with.

### Levels 5 and 6:

The level at which the substance speaks by means of little words combined with hand gestures. This is the most reliable information we can obtain for prescribing the simillimum.

We know many of our remedies only from materia medica information concerning human level. By incorporating sensation level it is possible to successfully prescribe many more plants.

We consider a plant when the whole case is about sensitivity and reactivity; we hear this at all levels.

When we look at sensation level, the sensation of a plant always has two sides: it is a two-dimensional language, it is an experience in itself. At that level there is no one who is doing something to you (unlike with three-dimensional animals).

In the following chapters, sensations of many plant groups will be discussed. Once we have been able to identify the sensation of a plant group during a consultation, we are sure in which plant group we need to search. The next step is to make a choice between the specific remedies in that group. Here, the biggest help are the physical complaints: these have to match the remedy.

Information from Levels 3 and 4 is rare in our materia medica of plants; we do not know the emotional and mental state of many of our plants yet.

For making a choice within a plant group, Sankaran also uses miasms. The term miasm in homeopathy is used in many different ways. Here it means the pace at which someone experiences their state.


Sankaran has classified the various plants from a specific group according to the pace at which they experience their symptoms, mentals, emotions and sensation.

When we take the Euphorbiaceae family as an example, we see the following classification:

Acute miasm:	<i>Croton tiglium</i>
Typhoid miasm:	<i>Mancinella</i>
Malaria miasm:	<i>Cascarilla</i>
Cancer miasm:	<i>Euphorbium</i>
Tubercular miasm:	<i>Acalypha indica</i>
Leprosy miasm:	<i>Hura</i>
Syphilitic miasm:	<i>Stillingia</i>

This way, every plant in this family will have dynamics of its own, depending on the miasm. They all speak the same language at sensation level, but they each experience that language in their own way, the miasm. This will be illustrated in the cases in this book.

Here is Andreas Holling's useful summary of Sankaran's miasms for the plant kingdom (omitting Psora):



# Subclass 1

## PRE-SEPARATION

Magnoliids 'I' Question	
Order	Families
Magnoliales	Annonaceae Magnoliaceae Myristicaceae
Nymphaeales	-
Illiciales	Schisandraceae/ (Illiciaceae)
Piperales	Piperaceae
Laurales	Lauraceae
Aristolochiales	Aristolochiaceae
Ranunculales	Ranunculaceae
	Berberidaceae
Papaverales	Papaveraceae

But here rather than mineral problems of structure and capability, we see plant problems of sensitivity and reactivity related to this very early 'inner age'.

The plant groups belonging to Subclass 1 are not yet separated from the All, from complete Oneness.

Yakir uses the words 'pre-separation' and 'pre-ego' to describe these plants.

Expressions people use when they need a plant from this subclass are :

*I don't have a border.*

*I absorb everything.*

*I can't keep anything out.*

*I feel everything from the other.*

They are oversensitive and irritable.

The ego is weak.

There is a weak will and a weak mind leading to an unstable impulsiveness.

They are confused and not really here.

Often we see a drug-like state .

Time is experienced in a vague way, daydreaming, out of body, floating.

They can have the feeling of being a stranger in this world.

Because they cannot defend themselves, they are full of anxieties and fears they have to control.

There is still connection to Oneness.

They don't understand the duality of this world.

There is a longing for ideal relationships and situations, seeking a world with no conflict.

	Column 1
Row 1	H
Row 2	Li

All the plants in this subclass share issues associated with the earliest phase of life. Yakir's further division into Erikson's psychosocial stages of development shows a second 'inner age' at which these womb-stage issues are experienced.

So each plant group within Subclass 1 has its own dynamics, based on the combination of these two aspects of Evolution, in a similar way to mapping of periods/rows and stages/columns in the periodic table (as discussed in Chapter 3).

Let us look at the Dicot plant groups in Subclass 1, named after the Magnolias.

It is easy to become confused about how the Magnolias are classified, as they are named at various tiers of classification here. Sankaran has one large group he calls Magnolianaes (a label sometimes applied to the whole subclass discussed in this chapter). He lists the following families from across Subclass 1 as sharing the same Magnolianaes sensation:

- Annonaceae to which *Gaultheria* belongs
- Magnoliaceae to which *Magnolia grandiflora* belongs
- Myristicaceae to which *Nux moschata* belongs
- Illiciaceae (elsewhere Schisandraceae) to which *Anisum stellatum* belongs
- Lauraceae to which *Camphora* and *Cinnamomum* belong
- Aristolochiaceae to which *Asarum* and *Aristolochia* belong

(Some other families from Subclass 1 are described as having separate sensations by Sankaran: the Piperaceae, the Lauraceae, the Ranunculaceae and the Papaveraceae. More on these below.)

In Yakir's scheme these Magnolianaes families are distributed across different Erikson stages, as follows:

#### WOMB STAGE: MAGNOLIALES

##### ANNONACEAE

*Asimina triloba*  
*Guatteria gaumeri*

##### MAGNOLIACEAE

*Magnolia grandiflora*

##### MYRISTICACEAE

*Myristica sebifera*  
*Nux moschata*

#### WOMB AND ORAL STAGE: ILLICIALES

##### ILLICIACEAE/SCHISANDRACEAE

*Anisum stellatum*

#### ORAL AND ANAL STAGE: LAURALES

##### LAURACEAE

*Camphora officinalis*  
*Cinnamomum officinale*  
*Persea americana*

## EARLY CHILDHOOD: ARISTOLOCHIALES

### ARISTOLOCHIACEAE

*Aristolochia clematitis*

*Asarum europaeum*

Because these plants are at the beginning of Subclass 1, we can understand why they are lost in this world.

They have the sensitivity and reactivity of an unborn child without skin, without any tools to take their place in this life.

They feel like aliens, are confused, they don't understand life on earth.

In evolution they are still in the Oneness of the universe.

They experience this pre-ego state at the early Erikson stages as an unborn or young child.

At the sensation level, the level where the plant itself 'speaks', we hear this undeveloped way of expressing.

All these early plants belonging to the group Sankaran calls Magnolianae have the following sensations:

∞ *Confusion (HG)*

∞ *Beclouded (HG)*

∞ *Bewilderment (HG)*

∞ *Strange (HG)*

Because the outside is so bewildering and confusing, they feel isolated and not part of things around them, and their reaction to this is withdrawal.

#### **Passive reaction:**

Collapse (HG)

Stupefied (HG)

Fainting (HG)

Sleepy (HG)

Floating, withdrawn, unconscious (HG)

#### **Active reaction:**

Withdrawal

Shut it out

Creating my own familiar world and shutting out the world, which is strange.

Let me stay in my own little world.

#### **Compensation:**

Adjusting or adapting easily to strange/new/confusing/bewildering situations

#### **Remedies and the corresponding miasm:**

Acute *Camphora*

Typhoid *Nux moschata*

Sycotic *Cinnamomum*

Tubercular *Myristica*

Cancer *Asarum*

Leprosy *Aristolochia*

We hear confusion and collapse versus withdrawal and the creation of a world of their own. Seen from the evolutionary point we understand why even the gestures of the Magnolianae are so undifferentiated and vague, when we realise that the gestures represent the direct 'language' of the substance.

They are not yet developed enough to 'speak' clearly; evolution-wise they are unborn and not yet on earth.

## CASE 1:

---

### A 54-YEAR-OLD MAN

He has enormous fistulas around his anus.

He has had multiple surgeries on these fistulas and after every operation the situation deteriorated. More abscesses and fistulas developed.

Even a stoma was introduced to calm down the whole area, with no result.

He wears a nappy to collect the pus and liquid.

I see a sensitive, open and childlike man who moves his hands a lot.

No clear hand gestures, but a vague moving with his hands all the time.

He is a successful entrepreneur.

Every time I ask him to tell me more about himself or his complaints, he says: "You should ask my wife."

He is unable to clearly express anything about himself.

He is vague in his expressions and is frequently lost in the conversation.

"Now I don't know what I was talking about."

The only thing he is clear about is that he can't stand other people crying: "I don't have a skin. I absorb everything. I cry when others cry."

I cannot find a problem with structure that would argue in favour of a mineral.

He also has too many hand gestures to prescribe a mineral remedy.

There is no sense of 'survival of the fittest' either, which would correlate with the animal kingdom.

Everything about him is to do with sensitivity and reactivity.

Therefore I look for a homeopathic remedy from the plant kingdom.

When we look at his issues, a lot speaks in favour of a plant from Subclass 1:

- › *Childlike*
- › *Confused*
- › *"Ask my wife"*
- › *Wears a nappy, needs his wife*
- › *Sensitive*
- › *No borders*
- › *Cries when others cry*

Now that I know I need a plant from Subclass 1, I am going to look in this subclass for a remedy that is known for abscesses and fistulas.

**WE SEE MYRISTICA SEBIFERA COME UP IN OUR REPERTORISATION:**

	Myris.	Staph.	Puls.	Berb.	Hydr.	Cocc.	Arist-cl.	Camph.	Op.	Acon.
<b>Total</b>	5	6	4	4	3	2	1	1	1	1
<b>Rubrics</b>	2	2	2	1	1	1	1	1	1	1
<b>Kingdoms</b>	Green	Green	Green	Green	Green	Green	Green	Blue	Green	Green
rectum; fistulae (63)	Light Blue	Purple	Light Blue	Black	Purple	White	Light Blue	White	White	White
skin; abscess (147)	Black	Purple	Purple	White	White	Blue	White	Light Blue	Light Blue	Light Blue

Boericke's materia medica includes the following information about this remedy:

- A remedy of great antiseptic powers. Inflammation of the skin.
- Anal fistula.
- Phlegmonous inflammations, hastens suppuration; powerful antiseptic.
- Ulcerative tendency in all tissues.

The remedy is made from the poisonous resin obtained by cutting the bark of this Brazilian tree, and is known as the 'homeopathic knife'.

Right at the end of the consultation my patient tells me that he has had an enormous abscess due to a splinter in his finger when he was in South America.

How relevant.

*Myristica* belongs to the order of the Magnoliales, therefore the confused and somewhat vague way of expressing himself suits this man.

I gave him *Myristica* 200C once a week.

After the homeopathic remedy almost every fistula healed within a short time, all except one which has an open connection to his intestines.

This is surgically closed under an 'umbrella' of *Myristica* 30C, without complications.

Some time later, his stoma is also closed.

Our patient is feeling very well and hasn't had any problems for years.

Without Yakir's system I wouldn't have found this remedy.

**CASE 2:**

A 26-YEAR-OLD WOMAN.

She is pregnant for the first time and since she became pregnant she faints regularly.

I see a gentle woman who makes a confused impression.

She has vague hand gestures that are linked to specific words.

She says she was very afraid of becoming a mother.

"I find life difficult, I am easily confused." (HG).

"I have always been like that, I am easily overburdened, but now that I am pregnant, I am struggling."

"Am I able to raise a child? Every little trifle is too much."

Patients needing a remedy from these plant families will talk about love, mother, relationships, friends, warmth, and communication as the main issues. Themes such as making your own choices, finding your own direction, the development of your will and an identity of your own are also central issues in this subclass.

Besides issues with the digestive tract we see many problems with maternity, for example not feeling ready for motherhood and hormonal issues.

Intense feelings of isolation belong to this subclass. It is difficult to stand on your own two feet and be independent of the mother energy. There is difficulty in giving and receiving. Patients of this subclass can become greedy, holding on because they can't give.

Every plant family deals with these themes differently, depending on their Erikson stage in this subclass.

At sensation level we hear and see a multitude of different sensations according to the family. Each plant family will have its own identifying features which are all about developing personality and individuality. Each plant family will have its own sensation, with specific hand gestures. Every sensation can be understood from the position in the Erikson stage in which the plant family can be found.

To see the different Erikson stages, let us look again at Michal Yakir's chart.

Omitting the small **Dilleniales**, the first group from Subclass 4 is the **Theales**. They experience the issues from Subclass 4 as if in the stage of the womb.

They are not yet ready to give of themselves, to become a mother. Although they have to deal with the issues of nurturing, they are not really present on earth. They have the feeling that they do not have the basis to start life as a mother themselves. The nervous system is hypersensitive because in the womb stage boundaries have not been fully developed yet. They are therefore over-stimulated and oversensitive to all stimuli from the outside world.

Because they are in the womb stage, they are still in contact with All Being, which can cause hallucinations of spirits and voices; this is a symptom known for *Thea chinensis*.

Sometimes, uncontrollable impulses from the subconscious arise, which they cannot handle.

Think of the impulse *Thea chinensis* has, to throw her child out the window. We now understand this symptom from the context of Evolution. Because of their location in the womb stage, the Theales have the feeling of floating and not being grounded.

**Remedies belonging to the Theales are, among others:**

Acute	<i>Hypericum</i>
Sycosis or ringworm	<i>Gambogia</i>
Leprous	<i>Thea</i>

The sensation of this plant group is:

Injury, especially to nerves

Punctured, smashed, penetrating wound

Shock

**Table 10: Yakir's Overview Table Showing Colours for the Six Subclasses – Contents © Michal Yakir**

	Subclass 1	Subclass 2	Subclass 3	Subclass 4	Subclass 5	Subclass 6
Old age	<i>Column 1:</i> Pre-ego, Naivety. Ideal. Building the tools for the Ego	<i>Column 2:</i> Here or there. First separation, be big or small	<i>Column 3:</i> The hero. Struggle against influencing force	<i>Column 4:</i> Maturity, the family, the mother. Finding equanimity	<i>Column 5:</i> Me & the other. Split of masculine – feminine	<i>Column 6:</i> The others vs the Ego Egoism, injury or responsibility
Adulthood				Zingiberales	Dioscoreales	Dioscoreales
Adolescence	Potamogetonales	Arales	No plants	Juncaceae	Liliaceae	Liliaceae
Babyhood	Alismatales	Arecaceae		Graminales	Orchidales	Orchidales
<b>Subclass</b>	<b>Alismatidae</b>	<b>Arecidae</b>		<b>Commelinidae</b>	<b>Liliidae</b>	<b>Liliidae</b>
<b>MONOCOTS</b>						
<b>DICOTS</b>						
<b>Subclass</b>	<b>Magnoliidae</b>	<b>Hamamelidae</b>	<b>Caryophyllidae</b>	<b>Dilleniidae</b>	<b>Rosidae</b>	<b>Asteridae</b>
Row 1: Before birth, Pre-, not ready to ...	Magnoliales Nymphaeales	Urticales		Dilleniaceae Theales	Rosales Myrtales	Polemoniales
Row 2: Oral stage. Basic desires, basic security, mistrust	Illiciatales Piperales	Urticales		Sarraceniales	Fabales	Gentianales
Row 3: Infancy, anal stage. Will and shame	Laurales	Hamamelidales		Malvales	Geraiales Malpighiales	Gentianales
Row 4: Early childhood. Curiosity, penetration	Aristolochiales				Violales Euphorbiales	Scrophulariales
Row 5: School age. Latency, abilities and rules	Ranunculales	Juglandales	Caryophyllales	Primulales	Sapindales Cornales	Rubiales
Row 6: Adolescence. Identity, turning point in the column	Ranunculales	Myricales	Polygonales	Cucurbitales	Rhamnales	Lamiales
Row 7: Early adulthood. Action, intimacy, enjoyment			Plumbaginiales	Ericales	Santalales	Dipsacales
Row 8: Adulthood. Creativity, fertility	Papaverales	Fagales		Capparales	Celastrales	Campanulales Asterales
Row 9: Old age. End, see from above, paralysis, blocked, death	Papaverales			Salicales	Apiales	Asterales



Key words:

- ∞ *Injured*
- ∞ *Injury to nerve*
- ∞ *Penetrating wound*
- ∞ *Puncture wound*
- ∞ *Stab wounds*
- ∞ *Blows*
- ∞ *Laceration*
- ∞ *Nail bed injury*
- ∞ *Perforated*
- ∞ *Pierced*
- ∞ *Bruised*
- ∞ *Neuralgia*
- ∞ *Radiating*
- ∞ *Shooting*

Given their position in the womb stage, it is understandable why they have penetrating, sharp, piercing sensations. In the womb there is no skin, just as in Subclass 1. They are fully unprotected and everything penetrates.

## CASE 1:

---

A 40-YEAR-OLD WOMAN

During the consultation she has extreme pains in her abdomen. She brings her own chair to my clinic, without which she cannot sit.

I see a childlike woman, who talks with a soft voice.

She describes her pains as severe neuralgia (HG), like a knife stabbed in her belly. These pains developed after giving birth to her first child. She now has two children.

When she describes this severe pain, she makes a clear hand gesture, as if stabbing a knife into her abdomen.

She hardly dares to move because every movement can provoke this pain. She experienced the journey in the car to my practice as a nightmare. Every bump causes that same neuralgic pain. (HG).

She is brought by her mother since she can't drive due to the pain. Even pronouncing the name of her child that begins with a B causes pain; she writes it down on a piece of paper. Making this sound increases the pressure in her belly and she gets this severe, sudden stab in her abdomen (HG).

She says that her mother constantly has to help her with the care of the children.

I perceive her as a child with children of her own, who is completely overburdened.

In hospital, the specialist also does not know what to do with her symptoms. Finally, the diagnosis of endometriosis is made and she is prescribed hormones; however her symptoms do not improve. I also have prescribed her many homeopathic remedies, without any improvement. I ask her to describe the symptoms in her body again, more precisely.

She says: 'Stabbing' (HG).

And with the word 'stabbing', she makes a hand gesture (HG) as if she stabs a knife into her belly. I ask her to describe 'stabbing' further.

She says:

'Stabbing neuralgia' (HG), with the same hand gesture.

'My nerves are exposed' (HG).

'The nerve is hit' (HG).

'A sudden, severe neuralgia' (HG).

We see many issues of Subclass 4:

- › *Mothering and being mothered*
- › *Cannot take care of her children*
- › *Has to be taken care of*
- › *Problems start after becoming a mother*
- › *Nerves are open*
- › *Cannot take care of herself*
- › *Completely dependent on the help of mother*

She experiences these issues in the womb stage.

We see a clear sensation:

- ∞ *Neuralgic pains (HG)*
- ∞ *Sudden (HG)*

- ∞ *Nerve pain (HG)*
- ∞ *Injury (HG)*

After giving her so many homeopathic remedies I finally understood I should give her *Hypericum 200C* once a week.

Within a few weeks' time the pain is totally gone.

The most remarkable result is that she has changed from an insecure child-wife to a self-confident woman. She takes her life in her own hands. Her mother does not have to come and take care of the children anymore, she does it herself. Within a few months' time, she decides to end her marriage because she has not been happy with this man for a very long time. She starts a completely new life.

As a result of this case, we can understand the Theales.

We understand the materia medica of these homeopathic remedies within their context. These remedies can be given to people who are completely overburdened in taking care of their children or persons trusted to their care.

When we look back in this case to where the severe pains started, we see that the misery started with her first pregnancy.


She herself was a 'baby' without skills, without skin, who became completely overburdened in taking care of her children.

We can now understand the most well-known symptom of *Thea chinensis* from Clarke in this context: 'Sensation as if impelled to suicide, to jump out of the window, put her baby in the boiler with the clothes, cut its throat while cutting bread, throw it downstairs.'

In the oral stage of Subclass 4 we find the carnivorous plants, the **Nepenthales** (or **Sarraceniales** in Yakir's scheme).

Here we find issues of Subclass 4:

- › *The feminine has matured*
- › *Maternal*
- › *Caring*
- › *Family*
- › *Mother-child relationships*
- › *Giving*
- › *Receiving*



# Index

## A

Abelmoschus 163  
Abroma augusta 163  
Abrotanum 276  
Acalypha indica 15, 23, 208  
Acidum 208, 309  
Aconitum 16, 102, 103, 105, 106  
Actaea spicata 103  
Aegle marmelos 222  
Aesculus 223  
Aethusa 225, 226, 227  
Agnus castus 268, 269  
Agraphis 315  
Ailanthus glandulosa 222, 223  
Allium cepa 314, 327, 328  
Allium sativa 327  
Alnus rubra 133  
Aloe vera 315  
Alumina 13, 185  
Amygdalus amarus 193  
Anacardium orientale 12, 216, 217, 218, 220  
Anagallis 169  
Ana(n)therum muricatum 293, 310, 311  
Andrographis paniculata 262  
Angustura vera 222  
Anhalonium 142, 144  
Anisum stellatum 87, 93, 94, 335  
Apocynum 245, 247  
Areca catechu 286, 288  
Argemone mexicana 111  
Aristolochia clematitis 87, 88, 98, 99, 100  
Arnica 273, 276, 277, 278  
Arum triphyllum 289  
Arundo 293, 307, 308, 311  
Asafoetida 225  
Asarum europaeum 87, 88, 98, 101, 102  
Asclepias tuberosa 256  
Asimina triloba 87  
Atista radix 222

Atriplex hortensis 146  
Atropinum 236  
Aurum metallicum 227  
Avena sativa 293, 308, 309, 311  
Ayahuasca 205

## B

Balsamum peruvianum 199  
Bambusa 293, 299, 300, 301, 302  
Baptisia 199, 201, 202, 208  
Baryta carbonica 218, 312  
Belladonna 236, 237, 238, 239, 241  
Bellis perennis 276  
Berberis 109, 110, 111  
Beryllium 29, 134, 287  
Beta vulgaris 146  
Betula alba 123, 133  
Borago 271  
Borax 107  
Boron 29, 134, 287  
Boswellia 223  
Bromatum 224  
Bryonia 107, 173, 174, 175

## C

Cactina 142  
Cactus grandiflorus 142, 146, 147  
Caesalpinia 199  
Caladium seguinum 137, 289, 290, 341  
Calcarea sulphurica 18  
Calendula 276  
Camphora officinalis 45, 87, 88, 96, 97, 98  
Cannabis 121, 122, 123, 125, 128, 129, 130, 143  
Cannabis indica 121, 122, 123, 125, 143  
Cannabis sativa 122, 125, 128, 129  
Capsicum 236  
Carbon 29, 120, 134, 287  
Carcinosinum 295  
Cardamomum 311, 312

- Carnegia gigantea* 142  
*Carya alba* 123  
*Cascarilla* 14, 15, 19, 208, 209  
*Castanea vesca* 122, 133  
*Catalpa bignonioides* 262  
*Caulophyllum* 109  
*Ceanothus* 223  
*Celtis occidentalis* 125  
*Cereus bonplandii* 142  
*Cereus serpentinus* 142  
*Chamomilla* 17, 275, 276  
*Chelidonium majus* 111  
*Chelone* 257  
*Chenopodium anthelminticum* 146  
*China* 263, 264, 265  
*Chininum sulphuricum* 263  
*Chionanthus virginica* 262  
*Chocolate* 162, 163, 166, 168, 305  
*Chrysarobinum* 199  
*Cicuta* 225  
*Cimicifuga* 102, 103  
*Cina* 275, 276  
*Cinnamomum officinale* 87, 88, 96  
*Citrus aurantium amara* 222  
*Citrus limonum* 222  
*Clematis* 103  
*Coca* 22, 205  
*Cocaine* 205  
*Cocculus* 107  
*Cochlearia armoracia* 179  
*Cocos nucifera* 137, 286, 287, 288  
*Codeinum* 72, 112  
*Coffea* 263, 266, 267  
*Coffeinum* 263  
*Colchicum* 315, 322, 323  
*Colchicum autumnale* 322  
*Collinsonia* 268  
*Colocynthis vulgaris* 173, 176, 177  
*Comocladia* 12, 216  
*Conium* 225, 228  
*Convolvulus* 244  
*Copaiva* 199  
*Coriandrum* 225  
*Cornus* 223  
*Corydalis formosa* 112  
*Crataegus* 193  
*Crocus* 314, 315  
*Croton tiglium* 14, 15, 16, 208  
*Cubeba officinalis* 94  
*Cucurbita citrullus* 173  
*Cundurango* 256  
*Curare* 248  
*Curcuma* 311, 312  
*Cuscuta* 244  
*Cyclamen* 169, 170, 171  
*Cypripedium* 313  
**D**  
*Dactylorhiza* 313  
*Digitalinum* 257  
*Digitalis* 257, 260, 261  
*Dionaea muscipula* 160  
*Diospyros kaki* Creveld 161  
*Drosera* 160, 161  
*Dulcamara* 236  
**E**  
*Echinacea* 276  
*Elaeis guineensis* 286  
*Elaterium officinarum* 173  
*Equisetum* 150  
*Eschscholzia californica* 72, 73  
*Eupatorium perfoliatum* 276, 279  
*Euphorbium officinarum* 14, 15, 21, 208, 214, 215  
*Euphrasia officinalis* 257, 258, 259  
**F**  
*Fabiana* 236  
*Fagus sylvatica* 122, 133  
*Ficus indica* 125  
*Ficus religiosa* 123, 125  
*Flor de piedra* 224  
*Fluorum* 29, 37, 141  
*Franciscea* 236  
*Fraxinus americana* 262  
*Fumaria officinalis* 112  
**G**  
*Galium aparine* 263  
*Gallicum acidum* 303  
*Gambogia* 155  
*Gaultheria* 87  
*Gelsemium* 208, 218, 248, 251, 252  
*Gossypium* 163, 165, 166  
*Gratiola* 257  
*Guaiacum officinale* 205, 206, 207  
*Guatteria gaumeri* 87  
**H**  
*Hamamelis virginiana* 123, 128, 130, 131  
*Helium* 29, 114  
*Helleborus* 103, 208, 218  
*Helonias* 314, 315, 324  
*Hepar sulphur* 132  
*Hoang-nan* 248  
*Hura* 14, 15, 22, 208

Hydrastis 103  
Hydrocotyle 225  
Hydrocyanicum acidum 193, 198  
Hydrogenium 29, 35, 67, 114  
Hygrophila spinosa 262  
Hyoscyamus 236, 242, 303, 310  
Hypericum 155, 158, 159

## I

Iberis amara 179  
Ignatia 13, 248, 249, 250  
Inula 276  
Ipecacuanha 263

## J

Jaborandi 222  
Jacaranda caroba 262  
Jalapa 244, 245  
Jasminum officinale 262  
Juglans cinerea 122, 130  
Juglans regia 122, 123, 130, 132, 133

## K

Kalmia 178, 180  
Kola nitida 163

## L

Lac humanum 304  
Lac leoninum 12  
Lactuca 276  
Lamium album 268  
Lappa 276  
Lathyrus 199, 203, 204  
Laurocerasus 193  
Lemna minor 289, 290, 291  
Lepidium 179, 182, 183  
Leptandra virginica 257  
Lilium tigrinum 314, 315  
Lithium 29, 35, 114  
Lithospermum officinale 271  
Lobelia 274  
Loranthus acaciae 224  
Luffa operculata 173  
Lycopodium 132, 137  
Lycopus virginicus 268, 271  
Lysimachia nummularia 169, 171, 172

## M

Magnesium 185  
Magnolia grandiflora 87  
Mancinella 14, 15, 17, 194, 195, 208, 209, 210  
Mandragora 236, 243, 244  
Mangifera 12, 216  
Melilotus 199, 200, 201

Mentha piperita 267  
Mercurius 240  
Mentholum 268  
Morphinum 72, 111, 240  
Muriaticum 179, 181, 183, 185, 307  
Musa 311, 312  
Musa sapientum 311  
Myosotis arvensis 271  
Myosotis sylvatica/symphytifolia 271  
Myrica cerifera 122, 123, 133  
Myristica sebifera 87, 88, 90, 91  
Myrrha 223

## N

Natrium 13, 185, 218, 273, 295  
Natrium muriaticum 13, 218  
Nepenthes distillatoria 160  
Nitricum acidum 132  
Nitrogenium 29, 37, 141, 150  
Nuphar 92, 93  
Nux absurda 286  
Nux moschata 87, 88, 92, 93  
Nux vomica 143, 248, 253, 309  
Nymphaea odorata 92

## O

Ocimum sanctum 268  
Oenanthe 225  
Okoubaka 224  
Olea europaea 262  
Oleander 245  
Onosmodium 271  
Opium 71, 112, 115, 208, 218, 273  
Opuntia 142, 149  
Origanum 268  
Ornithogalum 315  
Oryza sativa 293, 295, 296, 297, 298, 311  
Ostrya virginiana 133  
Oxygenium 29, 37, 140, 141, 142, 146, 205

## P

Paris quadrifolia 315  
Pecten jacobaeus 287  
Persea americana 87, 96  
Phellandrium 225  
Phosphoricum acidum 305  
Phosphorus 107, 169, 185, 304  
Physostigma 199  
Phytolacca 146, 148, 149  
Piper methysticum 94, 95, 96  
Piper nigrum 94  
Plumbum 312  
Podophyllum 109

Posidonia 285  
Prunus cerasus 193, 194  
Prunus spinosa 193  
Ptelea trifoliata 222, 223  
Pulmonaria officinalis 271  
Pulsatilla 102, 103, 227  
Pyrus americana 193

## Q

Quebracho 245  
Quercus 133, 134, 135  
Quercus e glandibus 123  
Quercus robur 123, 133

## R

Ranunculus bulbosus 103, 107, 108  
Raphanus sativus 179  
Rauwolfia 245  
Rheum 146, 147  
Rhododendron 176, 178  
Rhus glabra 216  
Rhus radicans 216  
Rhus toxicodendron 12, 134, 169, 216, 219, 221  
Rhus venenata 12, 81, 82, 216, 221  
Robinia 199  
Rosa canina 193  
Rosa damascena 193, 196  
Rumex 146  
Ruta graveolens 222

## S

Sabadilla 314, 315, 317, 318, 319  
Sabal serrulata 137, 286  
Saccharum album/officinale 302, 303, 304, 311  
Sagittaria 285  
Salsola tragus 146  
Sambucus 274  
Sanguinaria 111, 114  
Sanguinaria canadensis 111  
Sanguinarinum nitricum 111  
Sarracenia 160  
Sarsaparilla 315, 325  
Sassafras officinalis 96  
Scrophularia nodosa 257  
Secale 22  
Selenium 309  
Senecio 276  
Sepia 50, 171, 301  
Silicea 295, 300  
Sinapis alba 179, 185  
Sinapis nigra 179

Spigelia 248, 254, 255  
Spinacia oleracea 146  
Spiranthes 313  
Staphysagria 103  
Stillingia sylvatica 14, 15, 24, 208, 211, 212  
Stramonium 236, 240, 241, 303  
Strophanthus 245, 247  
Strychninum 248  
Succinicum acidum 112  
Sulphur 185, 305, 327  
Sumbulus 225  
Symphytum 271, 273

## T

Tabacum 236  
Taraxacum 276  
Teucrium marum verum 268  
Teucrium scorodonia 268  
Thea chinensis 155, 158  
Thiosinaminum 179  
Thuja 13, 132  
Tilia 163  
Tribulus 205  
Trillium pendulum 326  
Triticum dicoccoides 293, 307, 308, 311  
Triticum vulgare 293, 305, 306, 311  
Tuberculinum 303

## U

Ulmus procera 122, 123, 125  
Upas tieute 248  
Urtica urens 123, 125, 126

## V

Valeriana officinalis 274  
Vanilla 313  
Veratrum album 314, 315, 320, 321  
Verbascum 257, 260  
Veronica officinalis 257  
Viburnum opulus 274  
Vinca minor 245  
Viscum album 224

## X

Xanthoxylum americanum 222

## Y

Yohimbinum 263

## Z

Zea italica 293, 309, 310, 311  
Zingiber officinale 311, 312